
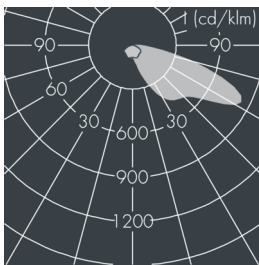
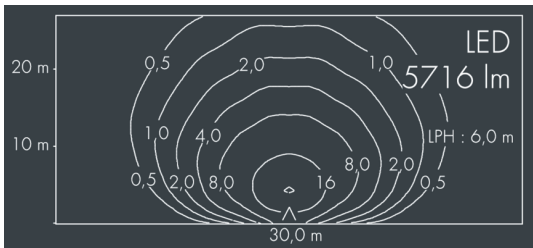


Metaspace High Output

8 218 347 089

6 × 10,8 W, 5716 lm, 2700 K warm white, asymmetrical wide beam 64° / 133°



Customized solutions and modifications are possible: Special RAL, DB or NCS colours as polyester powder coat, luminaires in 2700 K and other colour temperatures and versions for high ambient temperature.

Specification text

housing made of corrosion-resistant die-cast aluminum AlSi12, polyester powder coated by high-quality and UV-stabilized coating process, Colour: black RAL 7021, all exterior parts are stainless steel, tempered high efficiency safety glass, anti-reflective coating from 1 side, dark screenprint, silicon gasket, closure with 5 stainless steel screws, with pole top fitter for 1 luminaire for poles \varnothing 60/76 mm, fastening with 4 set screws M8, cable gland: M20, with 8 m cable Ho7RN-F3G1, connecting terminal: 3 pole, highly efficient metallized PC reflector, integral driver (AC/DC), CRI > 80, 3, service life L80/B20 > 50.000 h, Beam angle (FWHM): 64° / 133°, luminous flux: 5716 lm, wattage: 65 W, delivered lumens 88 lm/W, protection type IP65, protection class II, impact resistance IK08, windage area 0,056 m², dimensions: \varnothing 396 mm, width 112 mm, weight 5.1 kg

The modular luminaire design makes the replacement of components possible. The product meets the demands of the applicable EU guidelines and product safety regulations and bears the CE mark.

IP65 IK08

Specification

| | | | |
|----------------------------|-----------------------|-----------------------------|------------------------------------|
| Wattage | 65 W | Beam angle (FWHM) | 64° / 133° |
| Delivered lumens | 88 lm/W | Housing colour | black RAL 7021 |
| Light source | LED 2700 K | Protection type | IP65 |
| Color Rendering Index | CRI > 80 | Protection class | II |
| Colour tolerance | 3 | Impact resistance | IK08 |
| Lifetime ta 25° C | L80/B20 > 50.000 h | Windage area | 0,056m ² |
| Control gear | on / off | Dimensions | \varnothing 396 mm, width 112 mm |
| Input voltage AC | 220 – 240 V | Weight | 5,10 kg |
| Input voltage DC | 220 – 240 V | Max. ambient temperature ta | 40° |
| Voltage protection | 6 kV L/N 10 kV L/PE | | |
| Luminaires per B16A / C16A | 10 / 16 | | |