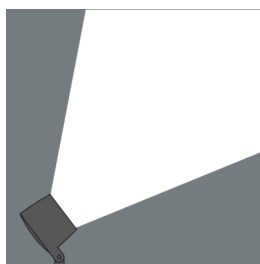
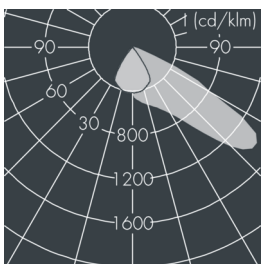
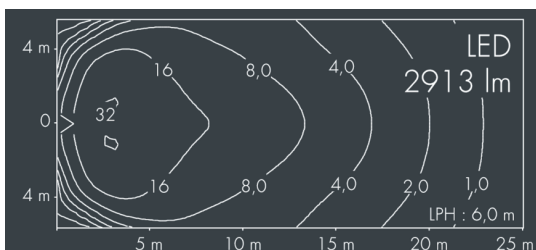


MonoFlood 2

8 202 245 099

27 W, 2913 lm, 4000 K neutral white, asymmetrical beam 53°



Customized solutions and modifications are possible: Special RAL, DB or NCS colours as polyester powder coat, luminaires in 2700 K and other colour temperatures and versions for high ambient temperature.

Specification text

housing made of corrosion-resistant die-cast aluminum AlSi12, polyester powder coated by high-quality and UV-stabilized coating process, Colour: black RAL 7021, all exterior parts are stainless steel, tempered safety glass, anti-reflective coating from 1 side, dark screenprint, silicon gasket, closure with 4 stainless steel screws, for installation on poles \varnothing 60 - 100 mm, tiltable base made of powder coated aluminum, 2 drilled holes \varnothing 9 mm, spacing 95 mm, 1 centre hole \varnothing 13.5 mm, tilt range: 90°, 360° adjustable, cable gland: M16, connecting terminal: 3 pole, highly efficient aluminum reflector, integral driver (AC/DC), CRI > 80, max 2 SDCM, service life $L_{90}/B_{10} > 50.000$ h, luminous flux: 2913 lm, wattage: 27 W, delivered lumens 108 lm/W, protection type IP67, protection class I, impact resistance IK09, windage area 0,026 m², dimensions (L×H×W): 165 × 137 × 165 mm, weight 3 kg

The modular luminaire design makes the replacement of components possible. The product meets the demands of the applicable EU guidelines and product safety regulations and bears the CE and ENEC marks.



IP67 IK09

Specification

| | | | |
|----------------------------|----------------------------|-----------------------------|-------------------------|
| Wattage | 27 W | Housing colour | black RAL 7021 |
| Delivered lumens | 108 lm/W | Power supply cable | \varnothing 6 – 13 mm |
| Light source | LED 4000 K | Protection type | IP67 |
| Color Rendering Index | CRI > 80 | Protection class | I |
| Colour tolerance | max 2 SDCM | Impact resistance | IK09 |
| Lifetime ta 25° C | $L_{90}/B_{10} > 50.000$ h | Windage area | 0,026m ² |
| Control gear | on / off | Dimensions | 165 × 137 × 165 mm |
| Input voltage AC | 220 – 240 V | Weight | 3,00 kg |
| Input voltage DC | 195 – 255 V | Max. ambient temperature ta | 35° |
| Voltage protection | 4 kV L/N 2 kV L/PE | | |
| Luminaires per B16A / C16A | 44 / 74 | | |