
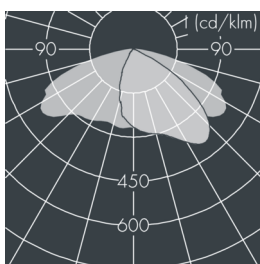
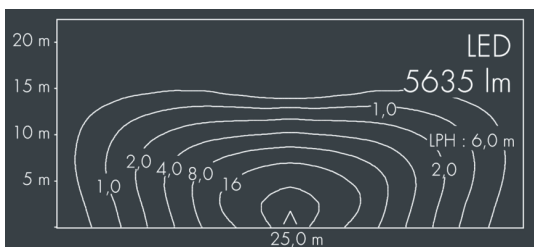


Monospace

8 252 056 059

4 × 11,5 W, 5635 lm, 3000 K warm white,
lateral wide beam 33° / 148°



Customized solutions and modifications are possible: Special RAL, DB or NCS colours as polyester powder coat, luminaires in 2700 K and other colour temperatures and versions for high ambient temperature.

Specification text

housing made of corrosion-resistant die-cast aluminum AlSi12, polyester powder coated by high-quality and UV-stabilized coating process, Colour: silver grey, all exterior parts are stainless steel, tempered high efficiency safety glass, anti-reflective coating from 1 side, dark screenprint, silicon gasket, closure with 4 stainless steel screws, mounting bracket: 2 drilled holes Ø 7 mm, spacing 40 - 50 mm, 1 centre hole Ø 21 mm, tilt range: 180°, cable gland: M20, connecting terminal: 3 pole, highly efficient metallized PC reflector, integral control gear, CRI > 80, 3 SCDM, service life L80/B20 > 50.000 h, Beam angle (FWHM): 33° / 148°, luminous flux: 5635 lm, wattage: 46 W, delivered lumens 122 lm/W, protection type IP67, protection class II, impact resistance IK08, windage area 0,063 m², dimensions (L×H×W): 362 × 67 × 308 mm, weight 4.5 kg

The modular luminaire design makes the replacement of components possible. The product meets the demands of the applicable EU guidelines and product safety regulations and bears the CE and ENEC marks.



IP67 IK08

Specification

| | | | |
|----------------------------|----------------------|-----------------------------|-------------------|
| Wattage | 46 W | Beam angle (FWHM) | 33° / 148° |
| Delivered lumens | 122 lm/W | Housing colour | silver grey |
| Light source | LED 3000 K | Power supply cable | Ø 5 - 14 mm |
| Color Rendering Index | CRI > 80 | Protection type | IP67 |
| Colour tolerance | 3 SCDM | Protection class | II |
| Lifetime ta 25° C | L80/B20 > 50.000 h | Impact resistance | IK08 |
| Control gear | on / off | Windage area | 0,063m² |
| Input voltage AC | 220 - 240 V | Dimensions | 362 × 67 × 308 mm |
| Input voltage DC | 220 - 240 V | Weight | 4,50 kg |
| Voltage protection | 4 kV L/N 2 kV L/PE | Max. ambient temperature ta | 35° |
| Luminaires per B16A / C16A | 30 / 51 | | |