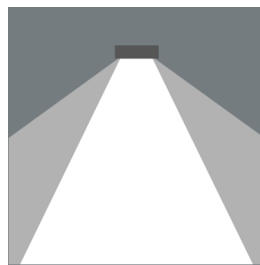
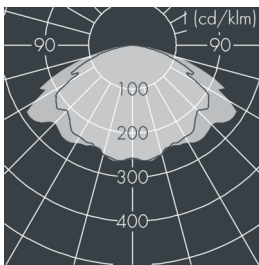
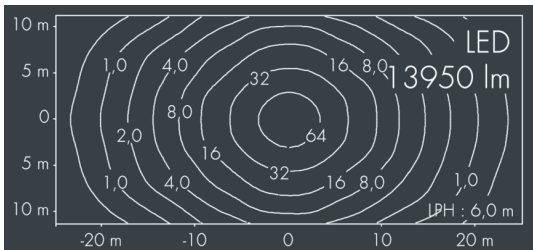


## Monospace

8 252 465 089

10 × 10,8 W, 13950 lm, 4000 K neutral white, asymmetrical wide beam 60° / 138°



Customized solutions and modifications are possible: Special RAL, DB or NCS colours as polyester powder coat, luminaires in 2700 K and other colour temperatures and versions for high ambient temperature.

## Specification text

housing made of corrosion-resistant die-cast aluminum AlSi12, polyester powder coated by high-quality and UV-stabilized coating process, Colour: white RAL 9002, all exterior parts are stainless steel, tempered high efficiency safety glass, anti-reflective coating from 1 side, dark screenprint, silicon gasket, closure with 4 stainless steel screws, with pole top fitter for 2 luminaires for poles Ø 60/76 mm, 3 M8 grub screws, tilt range: 7°, cable gland: M20, with 2x 8 m cable Ho5RN-F3G1, connecting terminal: 3 pole, highly efficient metallized PC reflector, integral control gear, CRI > 80, 3 SCDM, service life L80/B20 > 50.000 h,

Beam angle (FWHM): 60° / 138°, luminous flux: 13950 lm, wattage: 108 W, delivered lumens 129 lm/W, protection type IP67, protection class II, impact resistance IK08, windage area 0,063 m<sup>2</sup>, dimensions (L×H×W): 924 × 67 × 308 mm, weight 9.7 kg

The modular luminaire design makes the replacement of components possible. The product meets the demands of the applicable EU guidelines and product safety regulations and bears the CE and ENEC marks.



IP67 IK08

## Specification

Wattage	108 W	Beam angle (FWHM)	60° / 138°
Delivered lumens	129 lm/W	Housing colour	white RAL 9002
Light source	LED 4000 K	Power supply cable	Ø 5 – 14 mm
Color Rendering Index	CRI > 80	Protection type	IP67
Colour tolerance	3 SCDM	Protection class	II
Lifetime ta 25° C	L80/B20 > 50.000 h	Impact resistance	IK08
Control gear	on / off	Windage area	0,063m <sup>2</sup>
Input voltage AC	220 – 240 V	Dimensions	924 × 67 × 308 mm
Input voltage DC	220 – 240 V	Weight	9,70 kg
Voltage protection	6 kV L/N   8 kV L/PE	Max. ambient temperature ta	35°
Luminaires per B16A / C16A	10 / 16		