
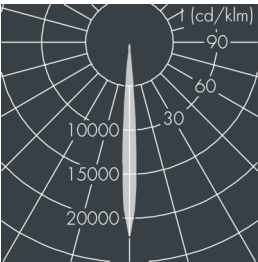
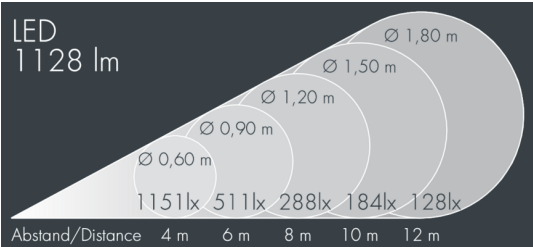




Monospot 2

8 906 246 119
15 W, 1128 lm, 3000 K warm white, DALI,
narrow beam 8°



Customized solutions and modifications are possible: Special RAL, DB or NCS colours as polyester powder coat, luminaires in 2700 K and other colour temperatures and versions for high ambient temperature.

Specification text

housing made of corrosion-resistant die-cast aluminum AlSi12, polyester powder coated by high-quality and UV-stabilized coating process, Colour: black RAL 7021, all exterior parts are stainless steel, tempered safety glass, anti-reflective coating from 1 side, dark screenprint, silicon gasket, closure with 2 stainless steel screws, for installation on poles Ø 60 - 100 mm, tiltable base made of powder coated aluminum, 2 drilled holes Ø 9 mm, spacing 95 mm, 1 centre hole Ø 13.5 mm, tilt range: 90°, 360° adjustable, cable gland: M16, connecting terminal: 5 pole, highly efficient faceted rotationally symmetrical reflector, integral, dimmable driver (DALI), CRI > 80, max 3 SDCM, service life L90/B10 > 50.000 h, Beam angle (FWHM): 8°, luminous flux: 1128 lm, wattage: 15 W, delivered lumens 73 lm/W, protection type IP67, protection class II, impact resistance IK08, windage area 0,031 m², dimensions: Ø 133 mm, width 153 mm, weight 1.9 kg

The modular luminaire design makes the replacement of components possible. The product meets the demands of the applicable EU guidelines and product safety regulations and bears the CE and ENEC marks.

  IP 67 IK 08

Specification

Wattage	15 W	Beam angle (FWHM)	8°
Delivered lumens	73 lm/W	Housing colour	black RAL 7021
Light source	LED 3000 K	Power supply cable	Ø 5 – 9 mm
Color Rendering Index	CRI > 80	Protection type	IP67
Colour tolerance	max 3 SDCM	Protection class	II
Lifetime ta 25° C	L90/B10 > 50.000 h	Impact resistance	IK08
Control gear	DALI	Windage area	0,031 m²
Input voltage AC	110 – 240 V	Dimensions	Ø 133 mm, width 153 mm
Input voltage DC	195 – 240 V	Weight	1,90 kg
Voltage protection	± kV L/N ± kV L/PE	Max. ambient temperature ta	45°
Luminaires per B16A / C16A	50 / 85		