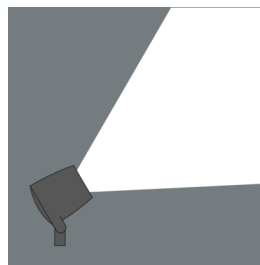
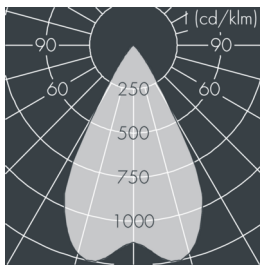
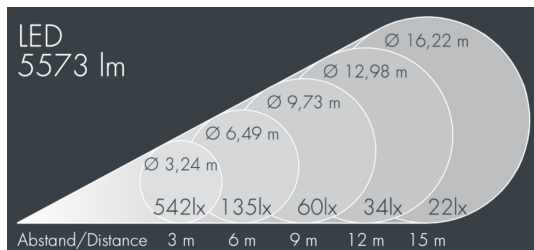




## Monospot 4

8 904 046 159

70 W, 5573 lm, 3000 K warm white, DALI, wide beam 57°



Customized solutions and modifications are possible: Special RAL, DB or NCS colours as polyester powder coat, luminaires in 2700 K and other colour temperatures and versions for high ambient temperature.

## Specification text

housing made of corrosion-resistant die-cast aluminum ALSi12, polyester powder coated by high-quality and UV-stabilized coating process, Colour: black RAL 7021, all exterior parts are stainless steel, tempered safety glass, anti-reflective coating from 1 side, dark screenprint, silicon gasket, closure with 3 stainless steel screws, bracket: 2 long holes  $\varnothing$  7 mm, spacing 40-60 mm, 1 centre hole  $\varnothing$  21 mm, tilt range: 180°, cable gland: M20, connecting terminal: 5 pole, highly efficient faceted rotationally symmetrical reflector, integral, dimmable driver (DALI), CRI > 80, max 2 SDCM, service life L90/B10 > 50.000 h, Beam angle (FWHM): 57°, luminous flux: 5573 lm, wattage: 70 W, delivered lumens 80 lm/W, protection type IP67, protection class I, impact resistance IK08, windage area 0,075 m<sup>2</sup>, dimensions:  $\varnothing$  210 mm, width 240 mm, weight 4.8 kg

The modular luminaire design makes the replacement of components possible. The product meets the demands of the applicable EU guidelines and product safety regulations and bears the CE and ENEC marks.



IP67 IK08

## Specification

Wattage	70 W	Beam angle (FWHM)	57°
Delivered lumens	80 lm/W	Housing colour	black RAL 7021
Light source	LED 3000 K	Power supply cable	$\varnothing$ 6 – 13 mm
Color Rendering Index	CRI > 80	Protection type	IP67
Colour tolerance	max 2 SDCM	Protection class	I
Lifetime ta 25° C	L90/B10 > 50.000 h	Impact resistance	IK08
Control gear	DALI	Windage area	0,075m <sup>2</sup>
Input voltage AC	220 – 240 V	Dimensions	$\varnothing$ 210 mm, width 240 mm
Input voltage DC	195 – 255 V	Weight	4,80 kg
Voltage protection	2 kV L/N   4 kV L/PE	Max. ambient temperature ta	35°
Luminaires per B16A / C16A	10 / 16		